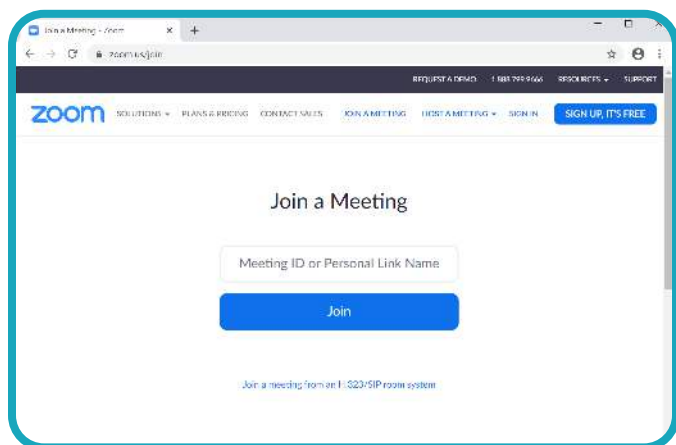


Zoom

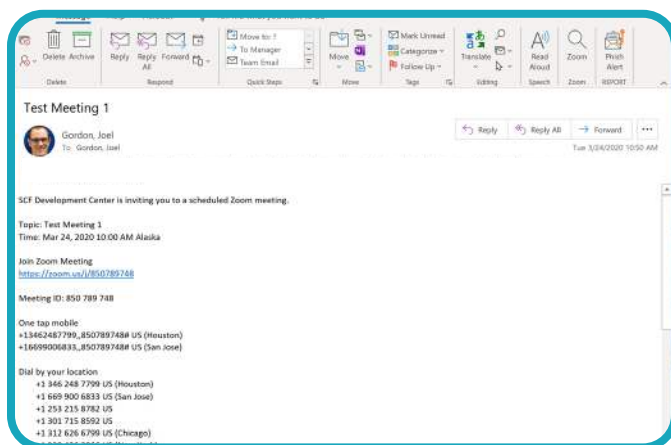
Joining a Meeting

Zoom is a cloud-based video and audio conferencing platform. You can use Zoom on your computer, laptop, or mobile device.

1 Two ways to join



or



Web Browser (Chrome/Edge Preferred)

Go to: zoom.us.

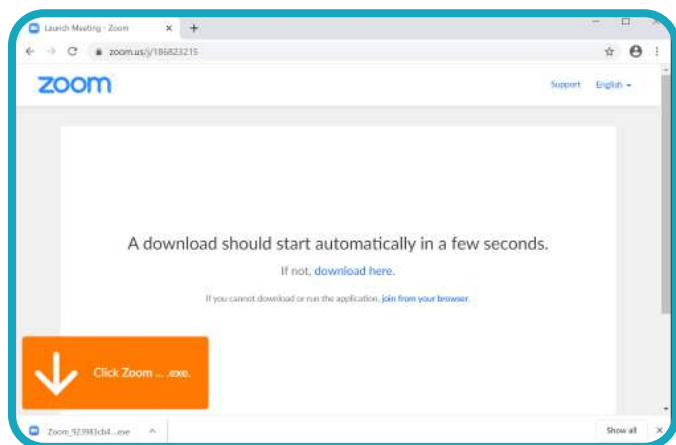
Click **Join**.

Enter the Meeting ID provided by the Meeting Host and click **Join**.

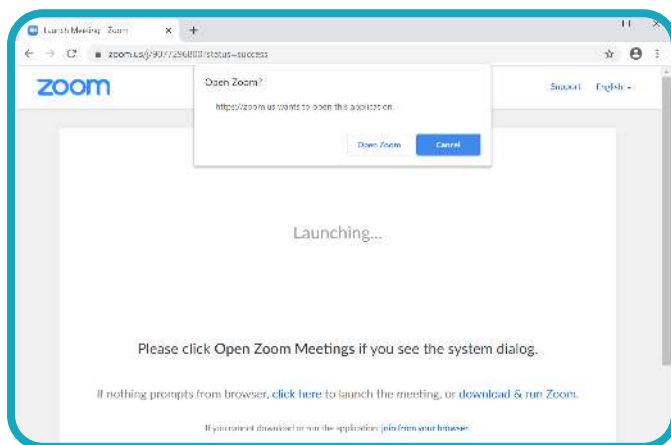
Email Link

Find the Zoom link in your e-mail and click on it.

2 You will now be automatically prompted to either download or open the Zoom application



or



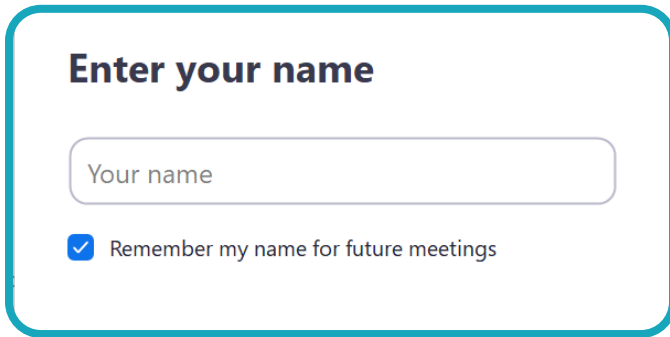
Downloading the Zoom Application

Click on the downloaded file and follow the instructions.

Opening the Zoom Application

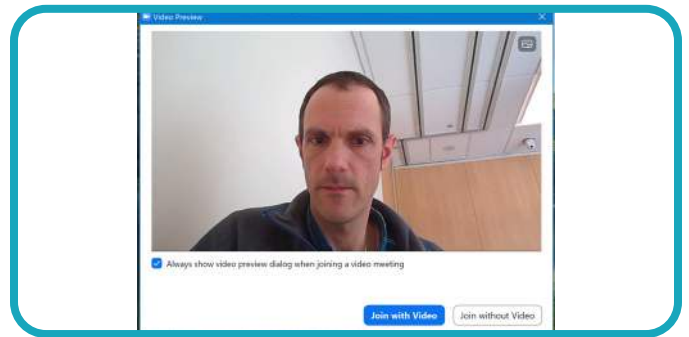
Click Open **Zoom**.

3 You will now be joining the meeting



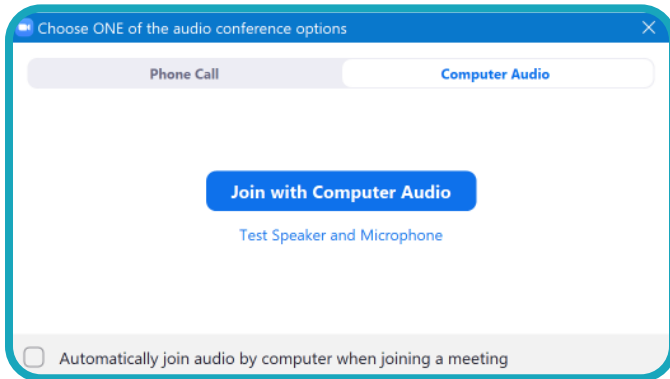
Type your name and click **Join Meeting**.

and



You **might** be asked to join with or without video.

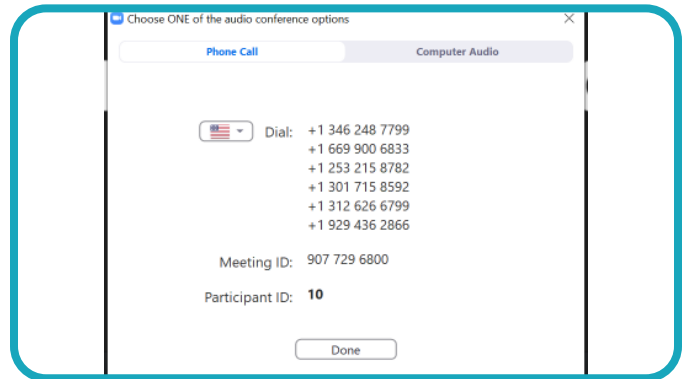
4 You will now choose how to join to the audio portion of the call



Computer Audio

To join using your computer's microphone and speakers click **Join with Computer Audio**.

or



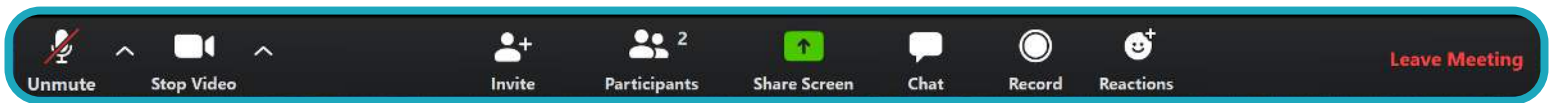
Phone Audio

To join using your desk, home, or mobile phone, click the **Phone Call** tab at the top. Then call any of the phone numbers and follow the prompts to enter your Meeting ID and Participant ID. Then click **Done**.

5 You are now in the Zoom meeting!

Quick Meeting Controls

Hover your mouse over the bottom of the Zoom window to see the meeting control bar.



↑
Mute or unmute
Your microphone.

↑
Start or stop
your camera.

